



abyacht.com : Jean Jacques Soete yacht@abyacht.com
Whats App + 33 611 354 611 + 44 1414 160 507
Brokerage, New construction, Conversion, Refitting, management, Flag,
Charter. Refit, Surveyor, Commercial vessel, Xbow commercial vessel

Management and companies

Euro Flag Management, crew : Madeira Free zone Portugal, Malta,
France, UK, Luxembourg, Italy.

Jorge Rodrigues : Madeira Portugal

+351 916 415 214 WhatsApp Email : jorgerodrigues-316m@adv

Princess 72 2012

Asking Price : 1.849.000 € vat paid



- Yacht used only privately since new
- mainly navigated in displacement mode
- lot of upgrades in the last two years: new teak, upgrade of fly layout etc.

Princess 72 : built 2012
GRP : hull and superstructure
LOA : 22.35 M
Beam : 5.49 M
Displacement : 43.60 T
Engines : Caterpillar 1644 HP X 2
Propulsion : Shaft drive
Max speed : 34 knots

Cruising speed : 30 knots
Engine hours : 1500 H
Fuel capacity : 4163 L
Water capacity : 1116 L
Generator : Onan 22.5 KW
Displacement : 43.60 T
Guest cabins : 4
Crew cabin : 1
Heads : 3

Bow thruster
Stern thruster
Windlass with 50 KG anchor and 90 M chain
Bathing platform (el. hydraulic submersible)
VHF (Dual station with DSC)
SAT antenna
Air conditioning system
Washing/drying machine
Onan Generator 22.5 KWA
Dishwasher
Fridge
Freezer
Wine cooler
Tender Williams 325 jet tender)
ABT TRAC fin stabilizers
Electro hydraulic crane on fly with max. load 420 kg teak on flybridge
Teak on main deck
TV on flybridge
TV in main saloon with home theater system

STANDARD EQUIPMENT

Full air-conditioning
Power-assisted hydraulic steering system
Bow thruster (170 kgf/375lbf) 24v DC/240v AC
Electrical system 240v shore power with 2 x 80-amp float
Battery charger 220v/240v
Diesel generator (22.5kW)
Dual station remote control electric
Anchor winch Deck/anchor wash
Electric stern rope mooring winches
Dual station electric trim tabs with indicators
Dual station autopilot


Dual station VHF with DSC R/T with intercom
 Colour radar with scanner and GPS/chart plotter (twin displays at lower helm)
 Dual station speed and distance log
 Dual station echo sounder with alarm
 Dual station remote control searchlight
 Combination microwave/conventional oven/grill
 Full height refrigerator with door and freezer drawers
 Cocktail cabinet with refrigerator
 Icemaker
 Wetbar with top loading coolbox, sink, hot and cold water supply.
 Electric barbecue and storage
 Dishwasher Combination washer/dryer
 Electric quietflush toilets with holding tank
 Saloon LED TV/DVD with surround-sound system
 Flybridge stereo radio/iPod, MP3 dock
 Teak-laid transom platform/aft deck/flybridge stairway/ step to side decks and flybridge
 Flybridge sunbed and cushions Helmsman's door to side deck
 Electric drop window on port side of dining area
 Stainless-steel framed saloon doors
 Flybridge crane Transom platform with electro-hydraulic raise/lower mechanism
 Remote control telescopic passerelle
 Twin transom doors
 Hot and cold transom shower
 Fully fitted crew cabin
 Cockpit night cover control telescopic passerelle
 Twin transom doors Hot and cold transom shower Fully fitted crew cabin Cockpit night cover

DECK FITTINGS

- Teak-laid transom platform, cockpit deck, flybridge stairway, step to side decks, side decks and flybridge
- Reversible electric anchor winch with foredeck, main helm and flybridge controls
- Stemhead roller with automatic anchor launch and retrieve
- Self-stowing 50kg Delta anchor with 100m of chain
- Electric twin stern rope mooring winches port and starboard
- Bow rope stowage locker
- Freshwater deck/anchor wash (with both fore and aft deck outlets)
- Coachroof sunbed recess with cushions
- Twin coachroof lockers for storage of fenders, ropes and sunbed cushions
- Foredeck upholstered bench seat ■ Stainless-steel bow, stern, transom and spring cleats (2 pairs)
- Stainless-steel pulpit and guard rails
- Forward coachroof handrails
- Bow fairlead
- Canopy handrails
- White PVC high impact rubbing band with stainless-steel insert
- Full set IMCO navigation lights
- Riding light
- Dual station remote control searchlight
- Twin electric horns
- Fuel and water fillers
- Telephone connection point

- Flybridge crane (safe working load 420kg/926lbs)





















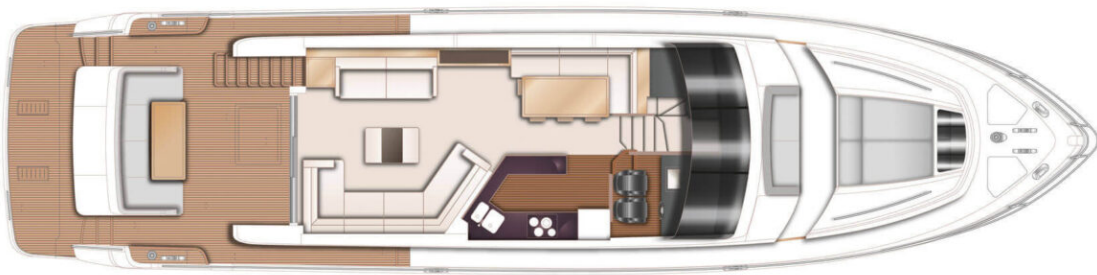


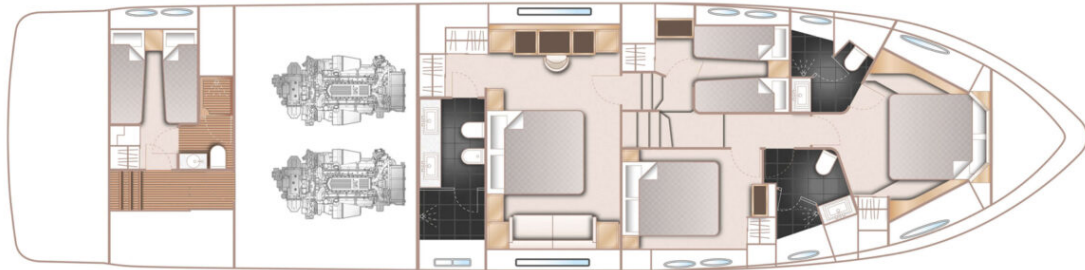












GALLEY

- Granite/marble worktop
- Ceramic 4-ring hob
- Extractor fan
- Combination microwave/conventional oven with grill
- Twin-bowl stainless-steel sinks with mixer tap
- Full height fridge/freezer
- Icemaker
- Dishwasher
- Trash compactor
- Overhead and concealed lighting
- Drawers and storage cupboards
- Timber-laid floor
- Sliding bar aperture to saloon
- Opening door to port side deck

ACCOMMODATION

- All cabins feature opening and/or fixed portholes, 240v power points and air-conditioning
- All bathrooms feature opening portholes, electric quietflush toilets with holding tanks and 240v shaver points

OWNER'S STATEROOM

- Large double bed with drawers below
- Bedside cabinets
- Mirror
- Walk-in wardrobe with additional storage
- Built-in safe
- Dressing table with chair

- LED TV/DVD/radio
- Occasional table with seats fore and aft
- Drawers and lockers
- Overhead and individual berth lights En-suite bathroom:
- Twin washbasins with mixer tap
- Separate shower cubicle with auto shower pump out
- Extractor fan
- Optional bidet
- Mirrors
- Storage lockers

FORWARD STATEROOM

- Large double bed with drawers below
- Walk-in wardrobe with shelves
- Mirror
- Dressing table with storage
- LED TV/DVD/radio
- Storage lockers
- Overhead and individual berth lights
- Deck hatch with integrated skylight and blind En-suite bathroom:
- Washbasin with mixer tap
- Shower cubicle with automatic pump-out
- Extractor fan
- Mirrors
- Storage lockers

PORT GUEST CABIN

- Two single beds with drawers below
- Wardrobe with shelves
- Mirror
- Bedside table with storage
- High-level lockers
- Overhead and individual berth lights En-suite bathroom:
- Washbasin with mixer tap
- Shower cubicle with automatic pump-out
- Extractor fan ■ Mirror ■ Storage lockers

STARBOARD GUEST CABIN

- Large double bed with drawers below (option of two single berths which slide together to form a double as required)
- Bedside tables with storage
- Wardrobe
- Dressing table
- Overhead and individual berth lights
- Wardrobe En-suite bathroom:
- Washbasin with mixer tap
- Shower cubicle with automatic pump-out
- Extractor fan
- Mirrors
- Storage lockers
- Starboard shower/WC has access door from passageway as well as from cabin

PRINCESS 72 MOTOR YACHT CREW CABIN

- Two single berths ■ Hanging and storage lockers
- Overhead and individual berth lights
- Access via stairway from cockpit or from transom door via utility room Crew Bathroom:
- Washbasin with mixer tap
- Shower stall with automatic pump-out
- Extractor fan
- Mirror
- Storage locker UTILITY AREA
- Access from transom hatch or via cockpit stairway
- Storage space, cupboards and lockers
- Washing machine and dryer in passageway
- Vacuum cleaner
- Option of single berth as required
- Optional second two berth crew cabin

INTERIOR FINISH

- Furniture finished in a choice of Serotina Cherry or Light Oak with either a satin or high gloss finish. Walnut is available as an option
- Galley in choice of granite or marble
- Bathroom unit worktops and floors in choice of marble or granite
- Choice of upholstery fabrics, carpets and curtains from co-ordinated range
- Timber-laid galley and helm floors POWER AND DRIVE SYSTEMS

- Engine room soundproofed
 - High-volume air intakes
 - Engine room extractor fan with electronic time delay
 - Engine exhaust silencers and water-cooled exhausts
 - Engine beds integrally moulded with hull for strength and vibration absorption
 - Forward and aft engine-room bulkheads integrally bonded
 - Engines flexibly mounted ■ Automatic fire extinguisher with remote override control
 - Automatic and manual bilge pumps
 - Engine-room lighting
 - Propeller shafts in Marinemet
 - 5-bladed propellers in nickel aluminium bronze
 - High-speed balanced rudders
 - Cathodic protection for sterngear
 - Sterngear, engines, fuel tank fillers, etc all electrically bonded
 - Power-assisted steering system
 - Single-lever electronic engine controls
 - Bow thruster (240kgf/529lbs)
 - Freshwater supply point in engine room
 - Dripless shaft seals
-
- ELECTRICAL SYSTEM 24 Volt:
 - 4 x heavy-duty batteries for engine starting and windlass operation
 - 6 x heavy-duty auxiliary batteries
 - Engine alternators charge both banks of batteries via automatic switch charging system
 - 2 x 80amp battery chargers charge both banks of batteries via an automatic switch charging system

- Battery paralleling system with remote control at helm position
- Remote battery master switches with control switch at main switch panel
- Circuit breakers on all circuits
- 24–12v dropper for certain navigation and radio circuits 220/240 Volt:
- 7kW diesel generator in own soundproof shield with water-cooled and specially silenced exhaust
- 2 x 63-amp shore support inlets Generator/shore support change-over switches
- Polarity check system
- Earth leakage safety trip, circuit breakers on all circuits
- Power points in saloon, galley, all cabins and passageway

■ FUEL SYSTEM

- Twin fuel tanks (in NS8 marine grade alloy) with interconnection system giving 1,249 gallon/5,680 litre capacity
- Fuel fillers on both side decks
- High-capacity duplex fuel filters/water traps with changeover cocks and visual contamination warning at console
- Remote fuel shut offs in helm locker
- Fuel gauges at upper and lower helm consoles

■ WATER SYSTEM

- Water tanks totalling 305 gallons /1,386 litres including hot water calorifier 40 gallon/182 litre, increasing to 60 gallon/273 litre with optional spa bath
- Water heated 240v immersion heater
- Automatic water pump with filter
- Main circuit breaker at switch panel
- Water level gauge
- Deck filler
- Electric quietflush WC system with 100 gallon (455 litres) holding tank, contents gauge and electric overboard discharge with macerator back-up system as well as dockside discharge system Holding tank level gauge on main switch panel
- FIRE EXTINGUISHERS
- Automatic/manual override fire extinguishers in engine room with warning system at both helm positions and incorporating engine air vent closure system
- Hand-operated fire extinguishers (8) in master stateroom, forward, port, starboard and crew cabins, galley, utility room and lower helm position
- Separate automatic fire extinguisher fitted in electrical space

■ BILGE PUMPS

- Automatic electric bilge pumps (with manual override) in engine room, forward accommodation and aft (7 in all)
- Electric bilge pumps have controls and warning lights at lower helm and warning light with audible alarm at flybridge helm
- Manually operated high capacity bilge pump with valve system and suction points in lazarette, engine room and other accommodation areas

■ OTHER ITEMS SUPPLIED AS STANDARD

- Set of cutlery, crockery and crystal glasses (8)
- Set of towels (8 large, 8 hand)
- Fenders (8) and warps (4)

- Ensign staff ■ First aid kit
- Boathook
- Owner's manual
- Engine and equipment manuals
- Tool kit
- Quilted bedspreads for beds in all cabins (except crew cabin)
- Electric vacuum cleaner
- Flybridge covers
- Ship's document case